

What You Need To Know!




1

Loading the Washer

This is a high capacity machine and the machine can be filled as long as the clothes are loaded loosely. The laundry must not be tightly packed into the washer. A good rule of thumb is to leave space equal to 5 inches at top of machine. Make sure that no items are caught in door when closed.

Sometimes bulky items can create an off-balance situation. Bulky items should be washed with other similar items to help balance load.



2

Variable Cycle Selection

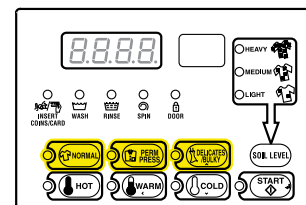
Revolution washers are the first to provide variable cycle selections. You can customize your desired wash cycle independently selecting water temperature and the soil level specific to the condition of your laundry.

Vend Pricing

The vend price may vary depending on the features selected.

Cycle Time

The cycle times will vary depending on the features selected.

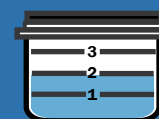


3

Using the Right Detergent

High efficiency front load machines wash best with specially formulated, low sudsing liquid HE detergent. HE detergents have a totally different formulation than traditional detergents and are designed to work in low-water washes and rinses.

Use HE detergent OR use 1/4 cup of any regular detergent that does not have the HE symbol. **If using powdered detergent, it is best to load directly into the wash drum.**



Small Cap
Full Load



OR



1/4 Cup
Regular
Detergent

4

Loading the Product Dispenser

Always pre-measure detergent. Products should be added to the correct product dispenser compartment located on the right front of the machine. Products should never be added once the cycle has started.

The Door Lock

As a safety feature, the door will lock once the cycle has started. The door will not open until after the cycle has finished. Never try to force the door open.

